

SPOTLIGHT PRESENTATION REMOTE

罗技® SPOTLIGHT 远程演示

Setup Guide | 设置指南



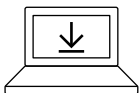
logitech 罗技™

3 ENGLISH

5 简体中文

SETUP

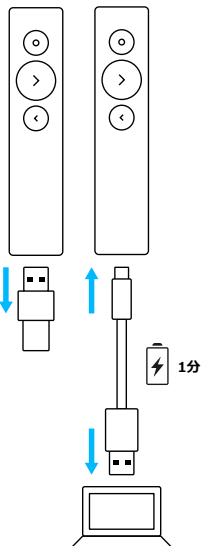
1



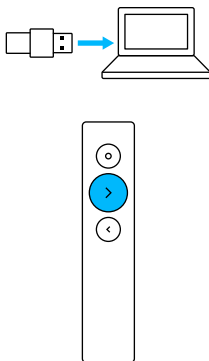
logicool.co.jp/presentation

Download and install software

2



3



FEATURES

1

1 LED

Instant feedback on battery and connectivity status.

2

2 Pointer

- Press and hold to highlight, magnify and control the on-screen cursor.
- Simple press to open video/links.
- Double press to toggle pointer modes.

3

3 Next

- Simple press to navigate forward.
- Press and hold to use custom functions like volume control.

4

4 Back

- Simple press to navigate backward.
- Press and hold to use custom functions like volume control.

5

5 Haptic feedback

Receive silent timer notifications and battery alerts.

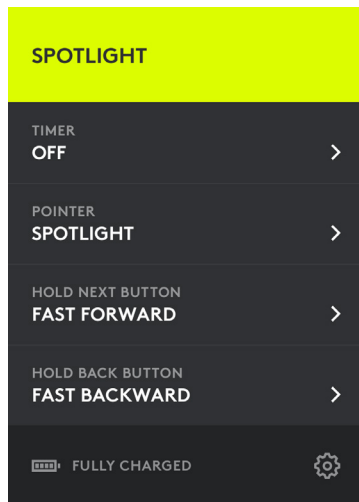
6

6 Rechargeable USB-C

Up to 3 month battery life on a single charge via USB-C charging cable.

 logitech.com/support/spotlight

LOGITECH PRESENTATION SOFTWARE



Timer: Track presentation time and set vibration alerts.

Pointer: Toggle pointer modes and customize the size of your highlight and magnify overlays.

Custom control: Use Logitech Presentation to configure Spotlight for blanking the screen, gesture-controlled scrolling, volume adjustments, and more.

Onboarding: Learn how to use Spotlight with an immersive tour.

Sleep mode protection: Spotlight keeps your computer awake while you present.

Battery alerts: Receive an on-screen notification when your battery is running low.

Operating range: Move and present freely from up to 30 meters/100 feet.

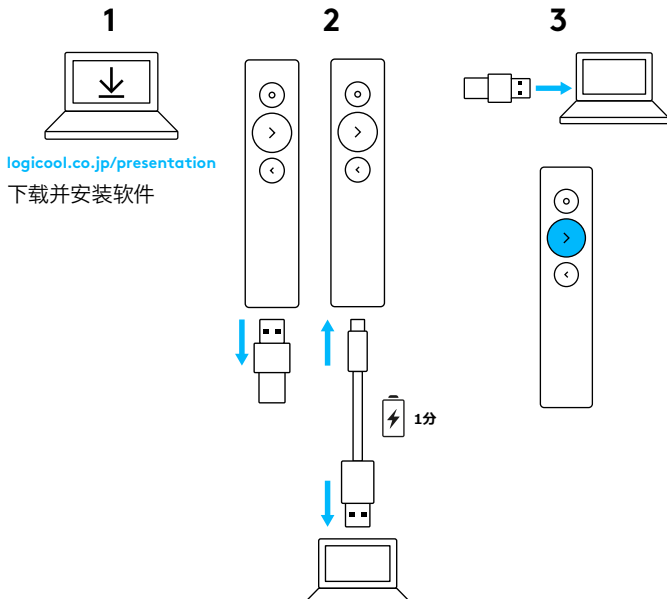
Universal compatibility: Works with Keynote, Powerpoint, PDF, Google Slides, Prezi. Compatible with Windows® 7* or later and OS X 10.10 or later.

*Windows 7 compatibility with USB-receiver only.

Dual connectivity: Simply plug in the USB receiver or pair via *Bluetooth*®. To pair, press and hold pointer and back buttons for two seconds.

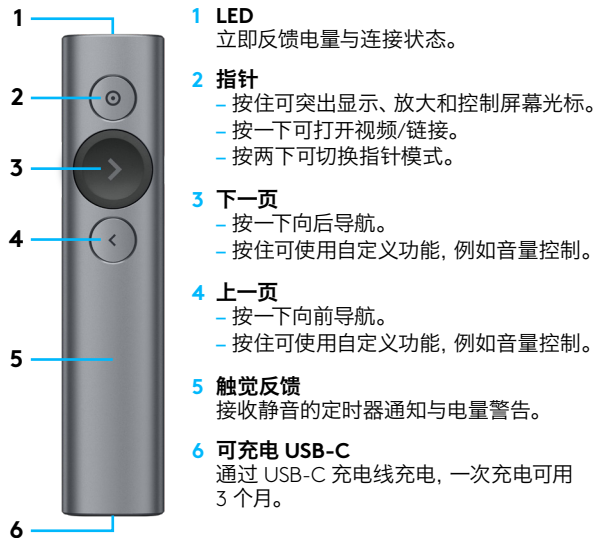
Fast charge: One minute gives you three hours of presentation.

设置



logitech.com/support/spotlight

功能



LOGITECH PRESENTATION 软件

SPOTLIGHT

计时器

关闭



指针

突出显示



按住下一页按钮

快进



按住上一页按钮

快退



 完全充电



定时器：跟踪演讲时间并设置振动提醒。

指针：切换指针模式，和自定义突出显示和放大区域大小。

自定义控制：使用 Logitech Presentation 为 Spotlight 配置黑屏、手势滚动、音量调节等的控制方式。

上手教程：通过浸入式教程了解如何使用 Spotlight。

防止进入睡眠模式：Spotlight 可在演讲过程中保持计算器始终处于唤醒状态

电量警告：在电量不足时接收屏幕通知。

工作范围：可在 30 米 (100 英尺) 范围内自由地移动和演讲。

强大的兼容性：兼容 Keynote、Powerpoint、PDF、Google Slides、Prezi。兼容 Windows® 7* 或更高版本，以及 OS X 10.10 或更高版本。

*只有在在使用 USB 接收器时才与 Windows 7 兼容。

双重连接技术：仅需插入 USB 接收器，或通过蓝牙配对。要配对，同时按住指针和上一页按钮，并持续两秒钟。

快速充电：充电一分钟，可演讲三小时。

© 2017 Logitech. Logitech, Logi, 罗技 and other Logitech marks are owned by Logitech and may be registered. All other trademarks are the property of their respective owners.

版权所有 © 2017 年罗技。罗技、Logi 和其他罗技商标均归罗技所有，并或已注册。所有其他商标均是其各自所有者的财产。

WEB-621-000891.002